



Burglary protection
according to safe type



4102 (light fire protection)



Domestic insurable
according to safe type



Commercial insurable
according to safe type

Fig. Gun safe VB40, hinge right
K-Lock Cawi 2 keys (95) mm, gun safe equipment WT3

[Equipment details]

Holder at gun barrel	internal steel partition which offers an additional storage area, edge protection for the gun barrel made of rubber, adjustable height, possibility to fix strap
Holder at rifle butt	the guns are securely fixed into position, the predefined spaces prevent rubbing of the rifle butts, the holders are open to the front, and allow different gun types and simple handling
Lockable drawer for ammunition	steel construction, outside height: 100 mm, inside height (usable height): 80 mm, the drawer is fixed onto a pull-out rail to make access easier

[Gun safes]

Gun safes are used for secure and responsible storage of guns and ammunition and are offered in different security classes.

The gun safes offer storage for 3 to 5 guns.

[Product information]

According to the requested security class and the number of guns, which should be stored, the right safe can be chosen. In attachment you will receive product information to the types AG, BG, VB.

Possible safe types/models for gun safe equipment:

AG, BG, VB	Gun safe equipment	Weight of gun safe equipment (appr. kg)
AG40, BG40, VB40	WT3	16
AG40, BG40, VB40	WT5	10

[Gun safe equipment WT3]

- Holders for 3 guns (max. 1230 mm)
- Lockable drawer for ammunition
(inside height: 80 mm)
- Separating wall and 3 shelves
- The inside of the safe door is fitted with
holders for cleaning rods



Fig. Gun safe equipment WT3

[Gun safe equipment WT5]

- Holders for 5 guns (max. 1230 mm)
- Lockable drawer for ammunition
(inside height: 80 mm)
- The inside of the safe door is fitted with
holders for cleaning rods, key rack, 2 storage
compartments



Fig. Gun safe equipment WT5



EN1143-1
Burglary protection

VdS
Grade I

ECB-S
Grade I

Vso
Class EN 1

a2p
Class I E

DIN
4102 (light fire protection)

Domestic insurable
up to EUR 65.000

Commercial insurable
up to EUR 20.000

Fig. Safe AG05, hinge right
E-Lock M-Locks EM3520, 1 shelf

[Safes]

[Type AG]

A distinctive feature of the AG series safes is their slim design. An external width of just 450 mm thanks to their space-saving wall construction allows an optimal utilisation with room for 5 file folders side by side (from AG10 up).

[Product information]

Hinge	DIN right – model designation R option: DIN left
Door opening angle	180°
Body	double-walled, filled with high resistant barrier material
Door structure	triple-walled, filled with high resistant barrier material, internal boltwork protected by sheets of hardened steel to give extra anti-drill resistance
Locking mechanism	three-way moving boltwork with large steel bolts protected by additional emergency re-lockers, continuous fixed full height bolt on the hinge side
Anchoring	prepared for floor and rear wall anchoring anchoring bolts and shields are supplied option: additional anchoring holes (customer specifies position)
Colour	inside and outside RAL 7037 dusty grey option: special colour according to RAL
Lock	model designation K – double-bit lock VdS class 1, Cawi 2 keys (95 mm) model designation E – electronic lock VdS class 2, M-Locks EM3520 option: other lock models
Equipment	shelf (adjustable from AG10 up, height setting 85 mm) option: key rack (with option inspection window from AG 20 up) option (from AG10 up): additional shelf, inside locker, drawer, pull-out shelf
Accessories	option: certified steel plinth to raise the level of the safe, fire protection door rebate seals, interior lighting, inspection window in boltwork door cover (from AG10 up)

Model	Outside dimensions h x w x d (mm)	Inside dimensions h x w x d (mm)	SH	Volume (l)	Weight (appr. kg)
AG03RK / AG03RE	280 x 400 x 312	230 x 350 x 180	1	14	60
AG05RK / AG05RE	280 x 450 x 442	230 x 400 x 310	1	29	85
AG10RK / AG10RE	395 x 450 x 442	345 x 400 x 310	1	43	105
AG15RK / AG15RE	565 x 450 x 442	515 x 400 x 310	1	64	130
AG20RK / AG20RE	735 x 450 x 442	685 x 400 x 310	1	85	155
AG25RK / AG25RE	905 x 450 x 442	855 x 400 x 310	2	106	185
AG30RK / AG30RE	1075 x 450 x 442	1025 x 400 x 310	2	127	215
AG35RK / AG35RE	1245 x 450 x 442	1195 x 400 x 310	3	148	240
AG40RK / AG40RE	1415 x 450 x 442	1365 x 400 x 310	3	169	270

SH = Shelf

[Equipment options]

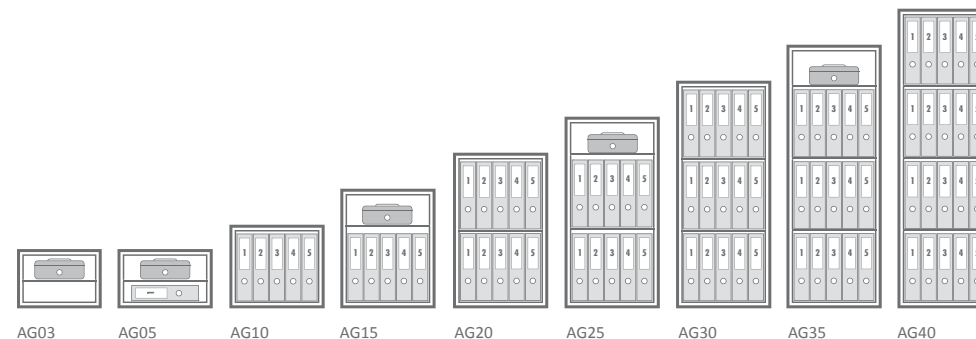
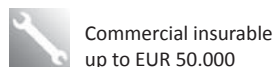
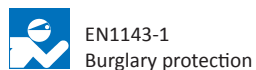




Fig. Safe BG20, hinge right
K-Lock Cawi 2 keys (95 mm), 1 lockable drawer, 1 drawer, 1 shelf



[Safes]

[Type BG]

BG series safes are designed for narrow spaces. They provide space to accommodate up to 5 file folders and the option of additional locks to give dual control. Armoured, high resistant barrier material ensures a grade II classification.

[Product information]

Hinge	DIN right – model designation R option: DIN left
Door opening angle	180°
Body	double-walled, filled with armoured, high resistant barrier material
Door structure	triple-walled, filled with armoured, high resistant barrier material, internal boltwork protected by sheets of hardened steel to give extra anti-drill resistance
Locking mechanism	three-way moving boltwork with large steel bolts protected by additional emergency re-lockers, continuous fixed full height bolt on the hinge side
Anchoring	prepared for floor and rear wall anchoring anchoring bolts and shields are supplied option: additional anchoring holes (customer specifies position)
Alarm connection	VdS-certified cable channels to allow connection to a burglar alarm system (from BG15 up)
Colour	inside and outside RAL 7037 dusty grey option: special colour according to RAL
Lock	model designation K – double-bit lock VdS class 1, Cawi 2 keys (95 mm) model designation E – electronic lock VdS class 2, M-Locks EM3520 option: other lock models (primary lock or possible secondary locks)
Equipment	shelf adjustable (height setting 85 mm) option: additional shelf, inside locker, drawer, pull-out shelf, key rack
Accessories	option: certified steel plinth to raise the level of the safe, fire protection door rebate seals, alarm switch set (from BG15 up), interior lighting

Model	Outside dimensions h x w x d (mm)	Inside dimensions h x w x d (mm)	SH	Volume (l)	Weight (appr. kg)
BG10RK / BG10RE	395 x 450 x 442	345 x 400 x 310	1	43	120
BG15RK / BG15RE	565 x 450 x 442	515 x 400 x 310	1	64	150
BG20RK / BG20RE	735 x 450 x 442	685 x 400 x 310	1	85	180
BG25RK / BG25RE	905 x 450 x 442	855 x 400 x 310	2	106	215
BG30RK / BG30RE	1075 x 450 x 442	1025 x 400 x 310	2	127	245
BG35RK / BG35RE	1245 x 450 x 442	1195 x 400 x 310	3	148	280
BG40RK / BG40RE	1415 x 450 x 442	1365 x 400 x 310	3	169	310

SH = Shelf

[Equipment options]

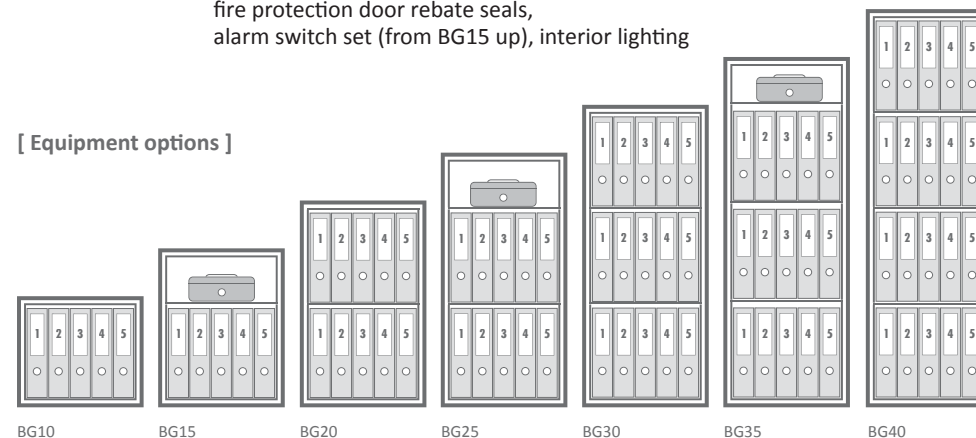




Fig. Furniture safe VB25, hinge right
E-Lock M-Locks EM3520, 2 shelves



VDMA 24992
Burglary protection



Security level B



4102 (light fire protection)



Domestic insurable
up to EUR 2.500



Commercial insurable
up to EUR 2.500

[Furniture safes]

[Type VB]

VB series furniture safes are double-walled steel safes, constructed according to the regulations of VDMA 24992 – May 1995 with protection against light fire. VdS certified locks are used for the locking mechanism.

[Product information]

Hinge	DIN right (internal) – model designation R
Door opening angle	95°
Body, door structure	double-walled, according to the VDMA regulations, filled with heat resistant filling material
Locking mechanism	three-way moving boltwork with large steel bolts (from VB30 up), with steel plates protecting the lock from drilling attack, two rear-engaging hinges on hinge side
Anchoring	prepared for floor and rear wall anchoring anchoring bolts and shields are supplied
Colour	inside and outside RAL 7037 dusty grey
Lock	model designation K – double-bit lock VdS class 1, Cawi 2 keys (95 mm) model designation E – electronic lock VdS class 2, M-Locks EM3520
Equipment	shelf adjustable (height setting 85 mm) option: additional shelf, inside locker, drawer, pull-out shelf, key rack
Accessories	interior lighting
Option	VB15, VB20 weight > 200 kg VB25–VB40 weight > 200 kg or > 300 kg

[Equipment options]



Model	Outside dimensions h x w x d (mm)	Inside dimensions h x w x d (mm)	SH	Volume (l)	Weight (appr. kg)
VB15RK / VB15RE	635 x 520 x 436	515 x 400 x 310	1	64	70
VB20RK / VB20RE	805 x 520 x 436	685 x 400 x 310	1	85	85
VB25RK / VB25RE	975 x 520 x 436	855 x 400 x 310	2	106	100
VB30RK / VB30RE	1145 x 520 x 436	1025 x 400 x 310	2	127	115
VB35RK / VB35RE	1315 x 520 x 436	1195 x 400 x 310	3	148	130
VB40RK / VB40RE	1485 x 520 x 436	1365 x 400 x 310	3	169	145

SH = Shelf

Please add 15 mm to the listed outside depth for mountings.